


RM Infrastructure Bond Fund

June 2024 - 1 year webinar presentation

Institutional Investors Only



Disclaimer

This presentation ("Presentation") is an advertisement and not a prospectus for the purposes of EU Directive 2003/71/EC or Part VI of the Financial Services and Markets Act 2000 ("FSMA"). Investors should not subscribe for shares referred to in this Presentation except on the basis of information in the prospectus (the "Prospectus"), which contains important risk factors, and other information. Copies of the Prospectus are available at the Company's registered office and on its website: www.rm-funds.co.uk. **It is only intended for experienced investors and your capital is at risk.** The contents of this Presentation have been approved for the purposes of section 21 of FSMA by, and are being issued by, RM Capital Markets Limited, company number SC380707, whose registered office is at 7 Castle Street, 4th Floor, Edinburgh, EH3 7JA (the "Investment Manager"). The Investment Manager is authorised and regulated by the Financial Conduct Authority (registration number 562209). The Investment Manager is not providing, and will not provide, legal, tax, accounting or investment advice in relation to the shares and is not responsible for any advice you may receive from any third party.

Any application or investment must only be made on the basis of the relevant documentation of the investment, such as, for example, prospectus, key investor information document (KIID), supplementary information document (SID) or terms and conditions. The information in this Presentation does not constitute any investment, tax, legal or other advice. Persons who do not have professional experience in matters relating to investments should always consult with an independent financial adviser before making any investment decision. Any opinion expressed on individual funds, services or products represent the views of the individual at the time of preparation and should not be interpreted as a personal recommendation to buy or sell or otherwise trade all or any of the investments that may be referred to. The relevant documentation can be downloaded from www.rm-funds.co.uk. The investments referred to in this Presentation may not be suitable for all investors. If you are in any doubt as to the suitability of the shares for your circumstances, you should seek independent advice from a tax adviser or investment professional, as appropriate, and from your stockbroker. This advertisement does not constitute an offer or recommendation concerning the shares referred to in this advertisement. This advertisement is not for distribution or publication in any jurisdiction outside the UK.

The information in this Presentation is presented by the Investment Manager using all reasonable skill, care and diligence and has been obtained from or is based on third party sources believed to be reliable but is not guaranteed as to its accuracy, completeness or timeliness, nor is it a complete statement or summary of any securities, markets or developments referred to. Recipients should not regard the information within this Presentation as a substitute for the exercise of their own judgment. The information in this Presentation has no regard to the specific investment objectives, financial situation or particular needs of any specific recipient. In the absence of detailed information about you, your circumstances or your investment portfolio, the information does not in any way constitute investment advice. If you have any doubt about any of the information presented, please consult your stockbroker, accountant, bank manager or other independent financial advisor.

The hypothetical performance measurements are illustrative only and offer no guarantee of future performance, profitable or unprofitable, actual or theoretical. Since hypothetical performance measurements do not represent actual trading they may not reflect the impact that material economic or market factors might have made on a portfolio manager's decisions were the portfolio manager actually managing a client's money. Any opinions expressed in this Presentation are subject to change without notice and the Investment Manager is not under any obligation to update or keep current the information contained herein. Sources for all tables and graphs herein are those of the Investment Manager unless otherwise indicated. The information provided is "as is" without any express or implied warranty of any kind including warranties of merchantability, non-infringement of intellectual property, or fitness for any purpose. Because some jurisdictions prohibit the exclusion or limitation of liability for consequential or incidental damages, the above limitation may not apply to you.

Users are therefore warned not to rely exclusively on the comments or conclusions within the Presentation but to carry out their own due diligence before making their own decisions. Unless otherwise stated securities prices and indices used within this publication are sourced or derived from data supplied by Bloomberg LP.

The Investment Manager and its affiliated companies, employees, or individuals connected to it, may have or have had interests of long or short positions in, and may at any time make purchases and/or sales as principal or agent in, the relevant securities or related financial instruments discussed in this Presentation.

Not for release, publication or distribution, directly or indirectly, in or into the United States of America (including its territories or possessions, any state of the United States of America and the District of Columbia). Neither this document nor any copy of it may be taken or transmitted directly or indirectly into Australia, Canada or Japan or the Republic of South Africa. This document does not constitute the distribution of any information or the making of any offer or solicitation by anyone in any jurisdiction in which such distribution or offer is not authorised or to any person to whom it is unlawful to distribute such a document or make such an offer or solicitation.

SVS RM Infrastructure Bond Overview

- Overview

- Investment objective to target an income return greater than SONIA
- Defensive focus – should be viewed as core fixed income IG holding/allocation.

- Focus sectors

- Regulated Infrastructure
- Social Infrastructure
- Economic Infrastructure

- Soft Targets:

- Capital preservation, **volatility target <5%**, (actual 12 month 3.1%)
- Lower default rates than broader corporate sectors, real assets, inflation linked cashflows

Fund Information

- Low management fee, 0.45% F Class
 - F Class capped OCF 0.50%
 - Zero synthetic costs
 - IA Sector: Sterling Strategic Bond
 - Average rating currently BBB
 - Only Infrastructure focused fund in sector
-

Risk Spectrum – Infrastructure

Lower GDP Linkage



Regulated

Social

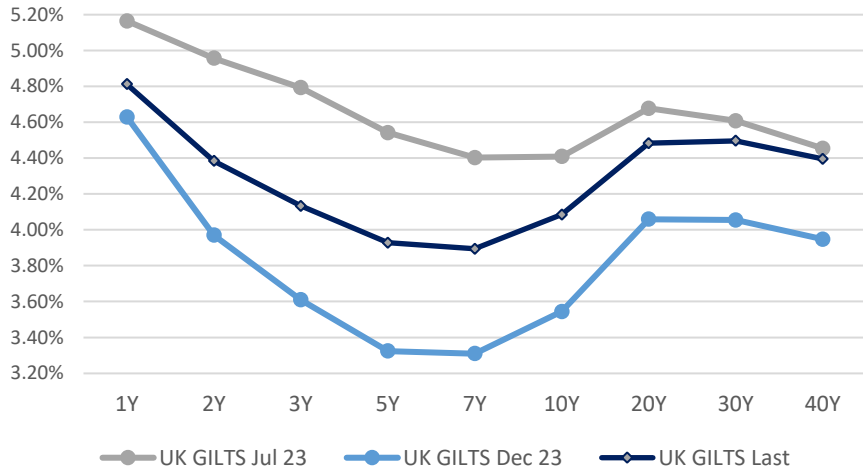
Economic

Higher GDP Linkage

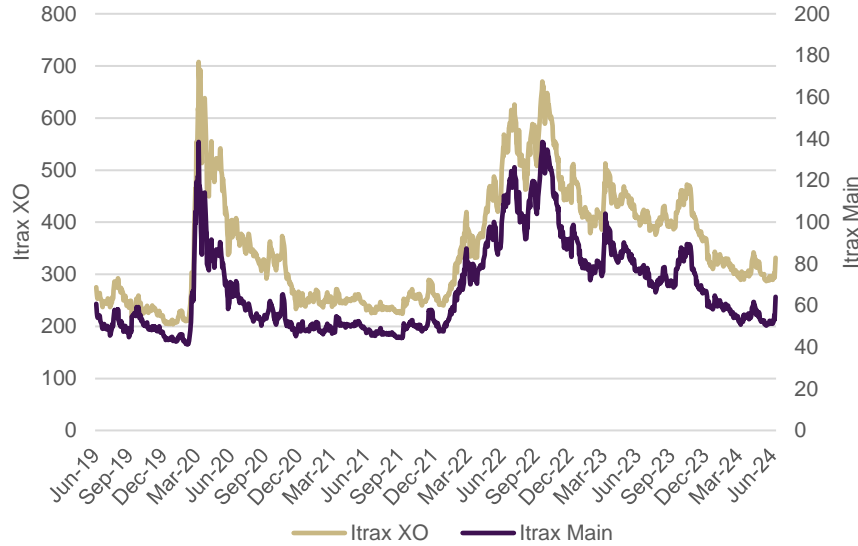
* <https://www.spglobal.com/ratings/en/research/articles/221219-default-transition-and-recovery-2021-annual-infrastructure-default-and-rating-transition-study-12576939>

Macro-Economic Conditions

UK GILTS & US Treasury Yield Curves (%)



Credit Spread Indices (bps)



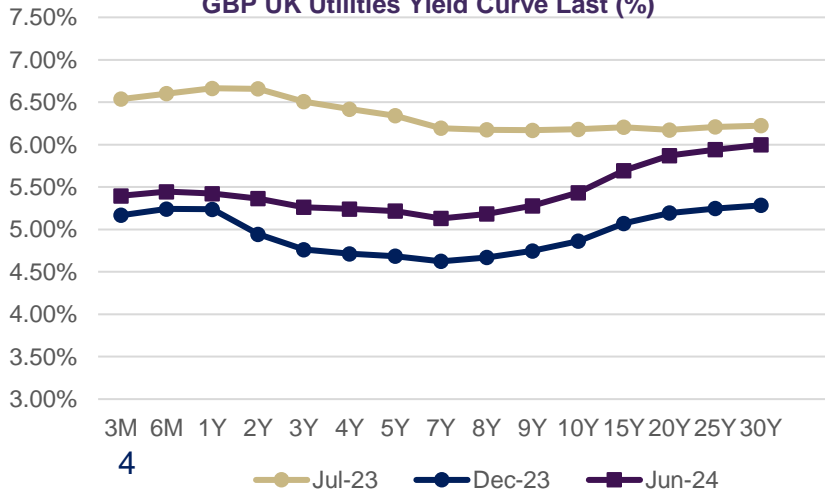
Yield curve shape

- Inverted – cause for concern as this usually predicates a recession
- Indicates tighter credit conditions as short dated financing is expensive.
- No real yield pick up being offered to extend.

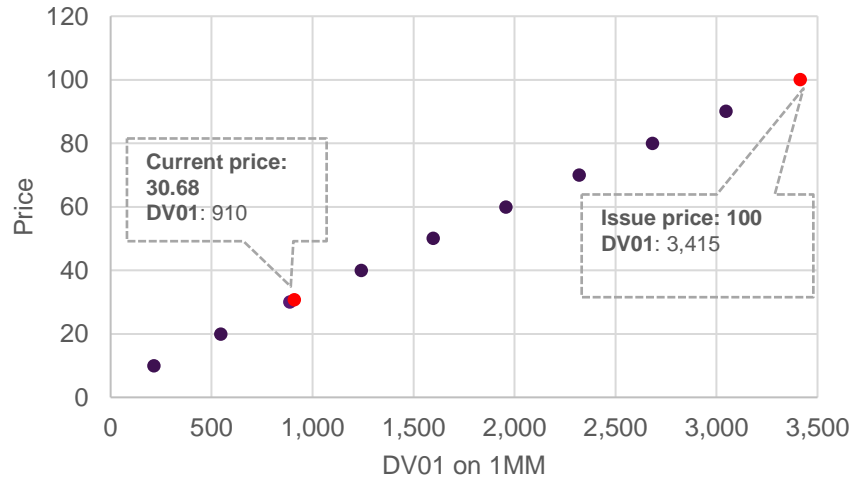
Credit Spreads

- Cautious outlook as tighter credit conditions should see an increase in defaults and wider credit spreads.
- Focus on higher quality, shorter dated credit now. Tactical movement up and down capital structure to play any volatility.

GBP UK Utilities Yield Curve Last (%)



UK GILT 0 1/2 2061



Allocation Shift

- Deep discount and high convexity bonds offer attractive risk/return opportunities to extend into at the correct time.
- The fund is poised to capitalise on this when rates cycle turns.

Source:
Bloomberg , 14th June 2024
Bank of England, Federal Reserve, RM Funds analysis
Robert H. Frank, Principles of Macroeconomics 2007

Current Portfolio Positioning

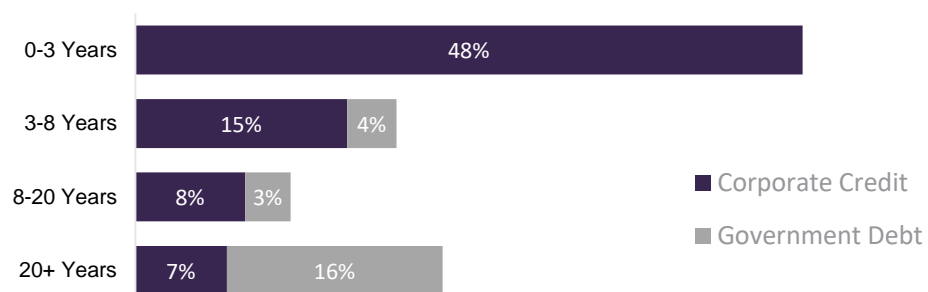
Portfolio Statistics

- Top #10 Exposure: c.39.6%
- # of Holdings: 31

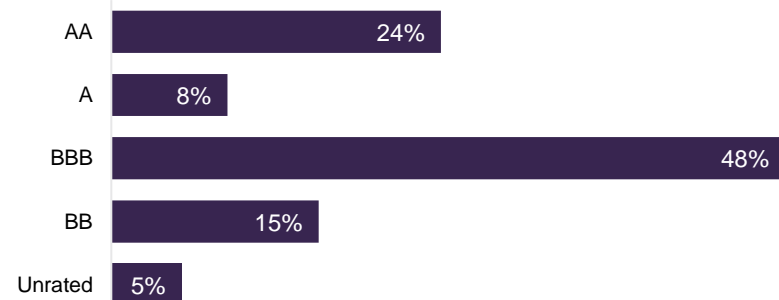
- Running Yield: 5.52%
- Distribution Yield*: 5.89%
- Option Adjusted Duration: 6.16 years
- YTW: 5.52%

- Economic Infrastructure: 34%
- Regulated Infrastructure: 29%
- Social Infrastructure: 14%
- Gilts/Cash: 23%

Bond Maturity Distribution



Bond Rating Allocation



TOP TEN HOLDINGS

Issuer	Coupon	Maturity
UK Power Networks	8.50%	Mar 2025
Heathrow	6.625%	Mar 2031
UK GILT	0.50%	Oct 2061
Deutsche Telekom	2.50%	Oct 2025
Scottish and Southern Energy	8.375%	Nov 2028
Northern Ireland Electricity Networks	6.375%	Jun 2026
Electricity Northwest	8.875%	Mar 2026
UK GILT	6.00%	Dec 2028
Associated British Ports	6.25%	Dec 2026
Enel	5.625%	Aug 2024

Source: Bloomberg, 31st May 2024

Bond Ratings from Bloomberg Composite Credit Ratings

* Distribution yield reflects the last quarterly dividend annualized as a percentage yield of the GBP Income I class.

Allocation Process

- Defined and structured approach to risk taking
- Clear risk profile grading system for investor communication

Investment Guidelines:

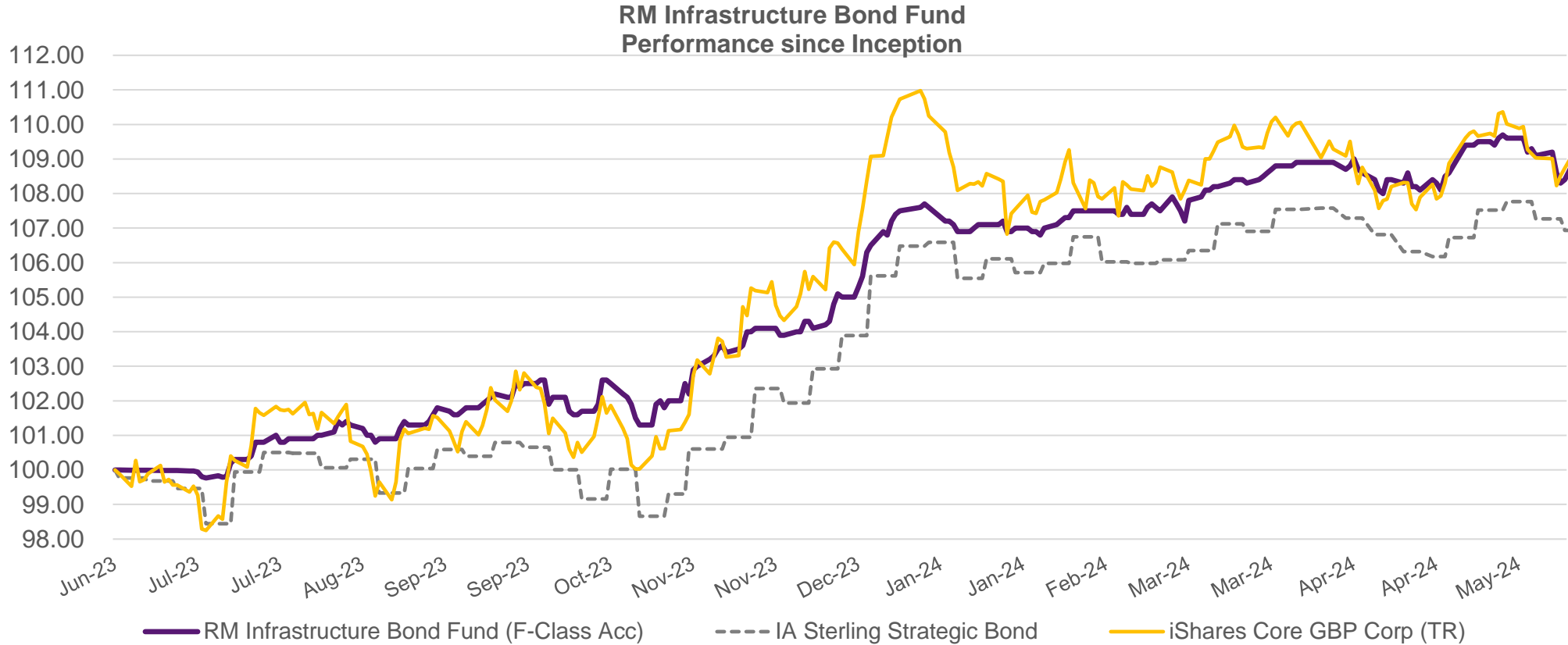
- Issuer Limit 10%
- Issue Limit 5%
- >70% portfolio issuers IG
- No Illiquid Holdings/Securities
- <5% crossover in portfolio holdings with RMAI



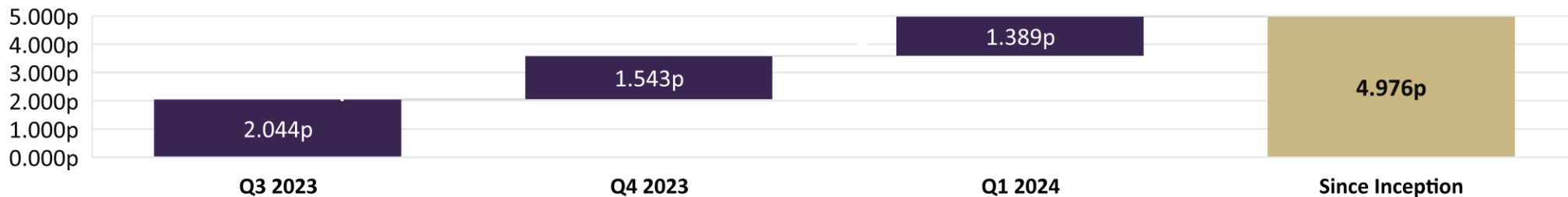
Outlook	Risk-off	Neutral	Risk-on
Credit Profile	Upper	Neutral	Lower
Definition	90-100% Investment Grade	80-90% Investment Grade	70-80% Investment Grade
Duration Profile	Short	Neutral	Long
Definition	0-5 years	5-7 years	7-12 years

* Current positioning

Actual Fund Performance (15th June 2023 – 31st May 2024)

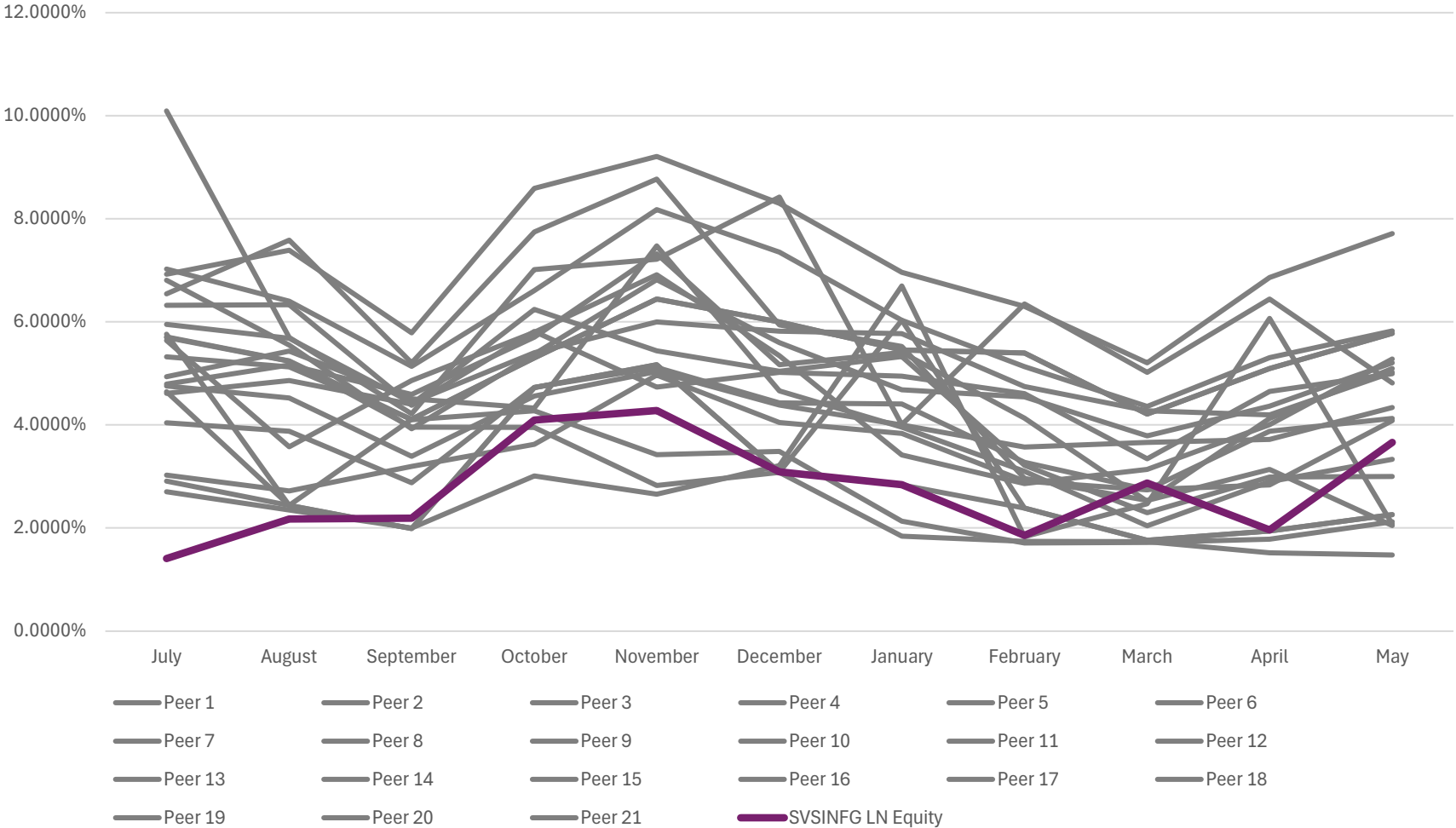


SVS RM Infrastructure Bond - Institutional "I" Class Distribution (GBP/share)



Volatility Tracker

30-day Volatility vs Peers



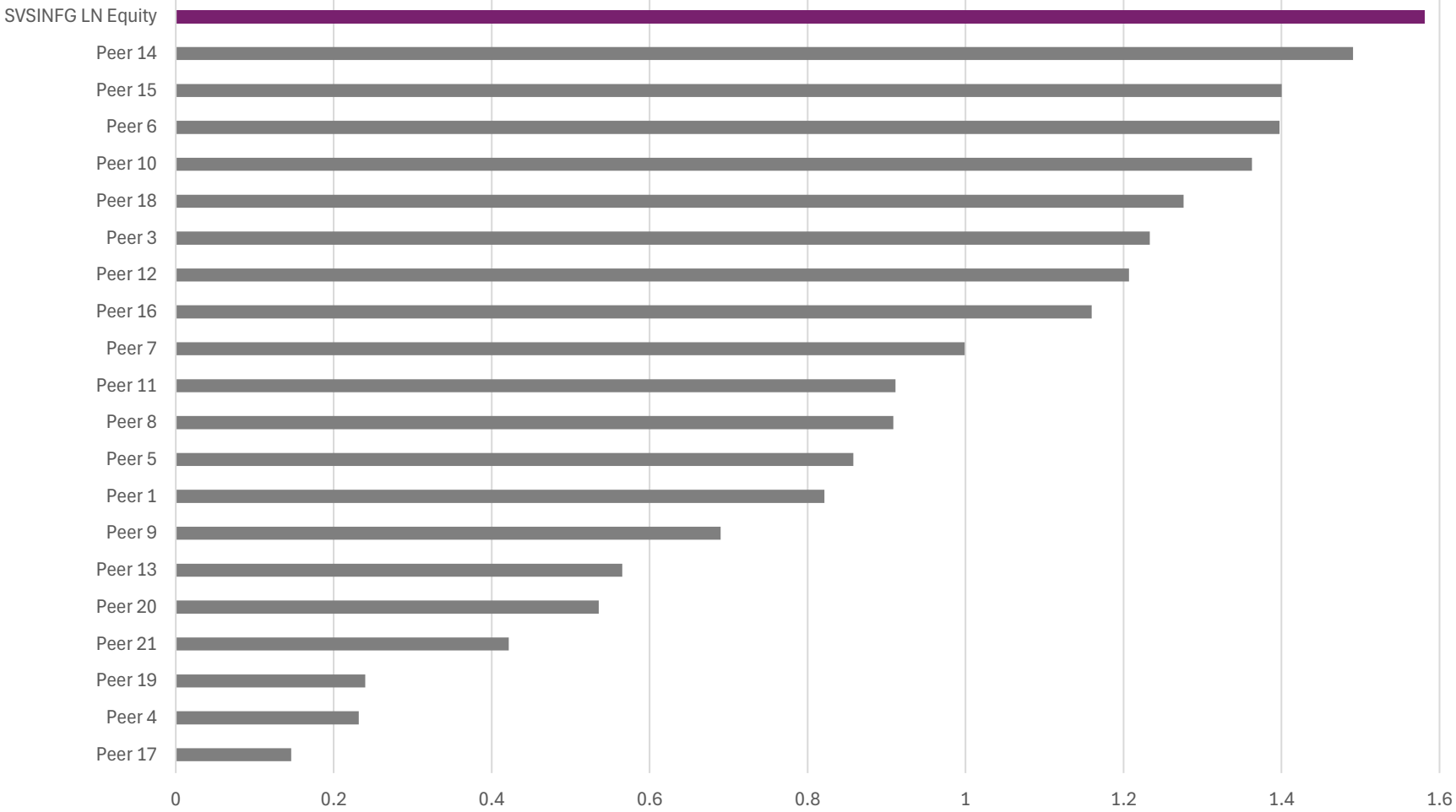
Peers are selected from those IA Sterling Strategic Bond Funds within a performance band 0.5% higher or lower of SVS RM Infrastructure Bond Fund on a last 6-months basis.

Source: RM Funds, Bloomberg, Data 01/07/2023 – 31/05/2024 inclusive.

- SVS RM Infrastructure Bond Fund has never exceeded 5% volatility on a 30-day basis since inception.
- Within this peer group, over the last 11-months, the fund has only twice not been in the bottom quartile in terms of volatility.

Sharpe Ratio vs IA Sterling Strategic Bond Peers

Sharpe Ratio vs Peers (07/23 - 05/24)



Peers are selected from those IA Sterling Strategic Bond Funds within a performance band 0.5% higher or lower of SVS RM Infrastructure Bond Fund on a last 6-months basis.

Source: RM Funds, Bloomberg, Data 01/07/2023 – 31/05/2024 inclusive.

Market & Portfolio Outlook

- **2024 H2 Outlook**

- Overall economic conditions will slow due to tighter financial conditions seen over 2023/24 to date.
- Expect government bond yields to be lower over the 2024 year and credit spreads wider.
- UK Gilt Curve will steepen.

- **Fund Positioning:**

- Volatility in rates and credit will allow for tactical positioning over the year.
- Currently market weight duration. Expecting to get longer post CPI.
- Focus on short-dated IG, participate in new issues and stay underweight HY. Steepening yield curve will play into the fund's hands.
- Stay nimble, be wary of bond vigilantes given the elections are due this year in US/UK and any unfunded fiscal deficits could be punished heavily, such as we saw in December 2022 after the Truss mini budget.

Registered in Scotland No SC380707

Registered Office: 7 Castle Street, Edinburgh, EH2 3AH

RM Capital Markets Limited is authorised and regulated by the Financial Conduct Authority (Number 562209)

